

Excursion

Tour sites and excursion model courses to learn about nature, history, culture and also about the Great East Japan Earthquake disaster.

▲ Akiu Winery

6 Biwahara-nishi, Yumoto, Akiu-machi, Taihaku-ku, Sendai
30 minutes by car from Sendai



The winery is located in the village of Akiu Hot Springs, known as the back garden of the city of Sendai, and the vineyard as well as the spa town spreads out before you. There is also a cafe in the facility. In addition to enjoying wine and snacks, visitors can inspect the distilling process freely through glass.

Time Required	30 minutes ~	Cost	Free Admission
Number of People	Up to 15 people		
Reservations	Reservations required for groups of more than 10 people		
Opening Hours	9:30am - 5:00pm Closed: Every Tuesday		
Inquiries	Sendai Akiu Brewery Co., Ltd. TEL:81-22-226-7475 or info@akiuwinery.co.jp		

▲ Ichinokura

14 Okeyaki, Sengoku, Matsuyama, Osaki City
30 minutes from Furukawa IC. or Taiwa IC.
or 10 minutes by car from Matsuyama station.



Handmade high quality sake is made at this brewery and warehouse in nature-rich Matsuyama, Osaki City. Visitors can observe how the sake is made through windows on a special observation hall. Visitors can also enjoy sample tasting and shopping.

Time Required	Approx. 60 minutes (negotiable)	Cost	Free Admission
Number of People	1 - 80 people	Reservations	Necessary
Opening Hours	9:00am - 4:00pm on Weekdays, 10:00am - 3:00pm on Weekends and national holidays *Inspections not available on weekends between mid-June to late September.		
Inquiries	Management Division TEL:81-229-55-3322 or sake@ichinokura.co.jp		

▲ Urakasumi Sake Brewery

2-19 Motomachi, Shioyama City
A 7 minute walk from JR Hon-Shioyama station or 10 minutes by car from either Rifu-naka IC. or Rifu Shioyama IC.



Sake born of the natural features of Shioyama is carefully made in this brewery established in 1724. We conduct a "Kura Guide" to explain about the building and history from outside the warehouse at your request. Sake tasting is available when you purchase Inoguchi Sake. (Tours / explanations of the manufacturing site are not available.)

Time Required	Approx. 15 minutes	Cost	Free Admission
Number of People	Up to 10 people	Reservations	Necessary
Opening Hours	Starting at 11:00am and 2:00pm Mondays to Saturdays Closed: Sundays and the end and beginning of the year etc.		
Inquiries	Please contact Sendai Convention Bureau		

▲ Kirin Brewery Sendai Factory

2-2-1 Minato, Miyagino-ku, Sendai
15 minutes by shuttle bus from JR Tagajo station or 5 minutes by car from the Sendai-Port IC.



Visitors can enjoy inspecting the beer making process on this tour of the historic Sendai factory. Beer tasting is available on completion of the tour. At the on-site restaurant visitors can also enjoy a variety of cuisine using delicious Miyagi produce.

Time Required	Approx. 80 minutes	Cost	500 yen per person (Over 20 years old)
Number of People	20 people	Reservations	Necessary
Opening Hours	10:00 am - 3:00 pm from Tuesday to Sunday Closed: Mondays (Next weekday if Monday is a national holiday)		
Inquiries	Reservation receptionis TEL:81-22-254-2992 (9:15 am-4:40 pm except closing day)		

▲ Nikka Whisky Miyagikyo Distillery

1 Nikka, Aoba-ku, Sendai
A 30 minute walk from JR Sakunami station (Shuttle buses operate on Saturdays, Sundays and national holidays.)



The factory stands in an area that makes the most of the lush natural landscape, and includes distillation buildings, kiln towers (for drying), and red brick warehouses etc. Whisky tasting is available on completion of the tour.

Time Required	Approx. 70 minutes	Cost	Free Admission
Number of People	From 1 person ~		
Reservations	Reservations required for groups of more than 10 people		
Opening Hours	9:00 - 11:30am, 12:30 - 3:30pm (Final tour starts at 3:30pm)		
Inquiries	Sendai Nikka Service Co., Ltd. TEL:81-22-395-2865		

▲ ICHIGO WORLD

47 Sakuratsutsumi, Yamadera, Yamamoto-cho, Watari-gun
50 minutes by car from JR Sendai station or a 9 minute walk from JR Yamashita station



State-of-the-art horticultural agricultural facility reflecting latest research results and world leading IT technology. GRA business and its progress will be explained. Strawberry picking is also possible from January to May. Visitors from abroad warmly welcomed.

Time Required	Approx. 1 hour	Cost	50,000 yen~ (incl. tax)
Number of People	Up to 100 people		
Reservations	Necessary		
Opening Hours	Please inquire directly		
Inquiries	GRA Co., Ltd. TEL:81-223-37-9634 or info@gra-inc.jp		

*Access to the facilities are subject to a schedule change due to the COVID-19 pandemic. Check the official website for updates in advance.

▲ Kanezakisouhonten Sasakama-kan

6-65 Tsurushiromachi, Wakabayashi-ku, Sendai
7 minutes by bus from Arai station. Immediately after getting off at "Oroshimachi-Higashi-Gochome-Kita."



At Kanezakisouhonten Sasakama-kan offers, you can know all about kamaboko, Japanese fish cake. The factory tour takes you through kamaboko processing and Kanezaki's food safety efforts.

Time Required	25 minutes	Cost	Free Admission
Number of People	15 people		
Reservations	Necessary		
Opening Hours	Please inquire directly		
Inquiries	TEL:81-22-238-7170		

▲ Matsushima Kamaboko Hongo Tagajo Factory

3-5 Ipponyanagi, Hachiman, Tagajo City
An 8 minute walk from JR Nakanosakae station or 4 minutes by car from Sendaiko-kita IC.



Enjoy our original freshly fried tofu kamaboko "Muu" and experience grilling your own sasa bamboo leaf-shaped kamaboko (250 yen (incl. tax)). Visitors for factory inspections are welcome at any time.

Time Required	Approx. 15 minutes (inspection only)	Cost	Free Admission
Number of People	2 people~		
Reservations	Necessary for groups of more than 10 people or if a guide is required		
Opening Hours	9:30am - 5:00pm Closed: January 1st		
Inquiries	Contact: Sales TEL:81-22-354-4016 or yoyaku@matsukama.jp		

▲ Takedano Sasa-kamaboko

2-15-31 Minatomachi, Shioyama City
A 15 minute walk from JR Hon-shioyama station (Pick-up available) or 15 minutes by car from the Sendaiko-kita IC.



Enjoy our Kamaboko Factory tour, try-making-your-own experiences, meals, and shopping. The Kamaboko is made with a traditional method of kneading fish meat with a stone mill, producing a rich flavor and a soft finish. Try kamaboko including Shioyama's local sake "Urakasumi."

Time Required	30 minutes - 1 hour and 10 minutes	Number of People	50 people
Cost	Free Admission 260 yen to grill your own sasa-kamaboko (fish cake)		
Reservations	Necessary for groups of more than 10 people		
Opening Hours	9:30am - 4:00pm Closed: 12/31 - 1/3		
Inquiries	TEL:81-22-366-3355 or info@takesasa.com		

▲ HARIU Communications



You can learn from printers about the mechanism of offset and color printing. In a bookbinding tutorial, you can personalize a notebook and take it home as a souvenir.

2-12 Nishimachi, Rokuchonome, Wakabayashi-ku, Sendai
A 7 minute walk from Rokuchonome station

Time Required	1 hour	Cost	300 yen per person (incl. tax)
Number of People	2-10 people		
Reservations	Up to one month in advance		
Opening Hours	Saturday mornings (Apr.-Oct.)		
Inquiries	General Affairs Department TEL:81-22-288-5011		

▲ Sasappa Katsujikan Museum



In addition to displays of prints and printing machines used in typographic printing, visitors can also see a number of rare books, such as a catalog of Buddhist scriptures created and printed in Tibetan script.

8-45 Nishimachi, Rokuchonome, Wakabayashi-ku, Sendai
A 5 minute walk from Rokuchonome station or 5 minutes by car from the Sendai-higashi IC.

Time Required	1 hour	Cost	Free Admission
Number of People	10 people		
Reservations	Necessary		
Opening Hours	9:00am - 4:00pm on weekdays		
Inquiries	TEL:81-22-288-5555 or sasaki@sasappa.co.jp		

▲ Sendai Tram Museum



You can see an exhibition of 3 trams that dominated the streets of Sendai from November 1926 to March 1976 as well as parts, tickets and a photo display. You can board the trams and sit in the driver's seat.

2-1 Nakagawara, Tomizawa, Taihaku-ku, Sendai
A 15 minute walk from Tomizawa station

Time Required	1 hour	Cost	Free Admission
Number of People	Up to 30 people		
Reservations	Reservations required for groups of more than 10 people		
Opening Hours	10:00am - 4:00pm Closed: Mondays (or the day after if Monday is a national holiday) / the day after a national holiday / 28 Dec. to 3 Jan. / Winter season (1 Dec. to 19 Mar.) excluding weekends (if a national holiday falls on a Sunday the following Monday is open).		
Inquiries	TEL:81-22-244-1267		

▲ Shin-Sendai Thermal Power Stations



The Shin-Sendai Thermal Power Plant No. 3 adopts a combined cycle power generation system using LNG fuel emitting less CO2. The plant has introduced state-of-the-art technology, achieving over 60% on the global thermal efficiency standards.


5-2-1 Minato, Miyagino-ku, Sendai
15 minutes by car from JR Tagajo station or Sendaiko-kita IC. / 2 bus parking bays available (contact us if coming by private car).

Time Required	60 - 90 minutes	Cost	Free Admission
Number of People	Up to 70 people for one group		
Reservations	Up to 2 weeks in advance		
Opening Hours	10:00am - noon, 1:30 - 4:00pm Closed: Mondays, national holidays and the end and beginning of the year.		
Inquiries	Tohoku Electric Power Co., Ltd. General Affairs Group TEL:81-22-366-1331		

*Access to the facilities are subject to a schedule change due to the COVID-19 pandemic. Check the official website for updates in advance.

Learn about the earthquake disaster

Ruins of the Great East Japan Earthquake: Sendai Arahama Elementary School 32-1 Shinborihata, Arahama, Wakabayashi-ku, Sendai
15 minutes by bus from Arai station bound for Sendai Arahama Elementary School or 10 minutes from Sendai-higashi IC. / Park lot is provided (parking for buses also available).



During the Great East Japan Earthquake, 320 people, including students, faculty staffs and local residents, took shelter here. The tsunami reached the second floor. The form of the damaged school building as well as images taken directly after the disaster portray the threat of the tsunami.

Time Required	Approx. 1 hour	Cost	Free Admission
Reservations	Unnecessary (unless a guide is required)		
Number of People	Approx. 60 people		
Opening Hours	9:30am - 4:00pm (Jul. - Aug. 9:30am - 5:00pm) Closed: Mondays, and 4th Thursdays (excluding national holidays), The end and beginning of the year		
Inquiries	Management Office TEL:81-22-355-8517 or arahama@sendai311-memorial.jp		

Minami-Gamo Wastewater Treatment Plant



On March 11, 2011, a tsunami of over 10 meters in height hit the plant and caused catastrophic damage. A new plant has been reconstructed based on the approach of "Build Back Better" installing energy saving features and having a low environmental impact.

Daini, Yachi, Hachirobe, Gamo, Miyagino-ku, Sendai
15 minutes by car from JR Rikuzen-Takasago station or subway Arai station

Time Required	30 minutes - 1 hour and 30 minutes.
Cost	Free Admission
Reservations	Necessary
Number of People	Approx. 80 people
Opening Hours	9:00am - 4:00pm Closed: Saturdays, Sundays, and national holidays, 12/29 - 1/3
Inquiries	TEL:81-22-258-1095 or kos011170@city.sendai.jp

Sendai 3/11 Memorial Community Center



This permanent exhibition shows the damage of the Great East Japan Earthquake and tsunami. It also conveys the memories of the coastal area of Sendai city. Workshops and field tours are also held and it is an activity base of learning about the disaster and reconstruction.

85-4 Kutsugata, Arai, Wakabayashi-ku, Sendai (Inside the Arai station)
13 minutes by subway from Sendai station

Time Required	Approx. 45 minutes	Cost	Free Admission
Number of People	Approx. 40 people	Reservations	Unnecessary (unless a guide is required)
Opening Hours	10:00am - 5:00pm Closed: Mondays (or the day after if Monday is a national holiday), the day after national holidays (excluding Saturdays, Sundays and national holidays), the end and beginning of the year		
Inquiries	TEL:81-22-390-9022 or office@sendai311-memorial.jp		

Maple Pavilion



This was built using Canadian wood by the support of the Canadian federal government. Visitors can view panels and screen images which tell you what happened after the disaster. Also it's possible to ask for talks on specific topics such as the management of evacuation centers, daily preparation for earthquake etc. It is located next to the Yuriage Port Morning Market.

3-5-1 Yuriage higashi, Natori city
5 minutes by car from Natori IC. on the Sendai-Tobu Road

Time Required	30 minutes	Cost	Free Admission
Number of People	40 people	Reservations	Necessary
Opening Hours	10:00am - 4:00pm on Mondays, Tuesdays, Wednesdays, Fridays and Saturdays / 6:00am - 1:00pm on Sundays, and national holidays		
Inquiries	Yuriage Port Morning Market Cooperative Association TEL:81-22-395-7211 or info@yuriageasaihi.jp		

ROKU FARM ATALATA



This is a model farm of agricultural diversification having restaurants and a marche inside. It was developed after the Great East Japan Earthquake for the purpose of educating consumers through food with all senses, conveying the importance of disaster prevention consciousness for the future, improvement of the status and income of primary producers etc.

5-31-1 Morisekinoshita, Natori city
An 8 minute walk from Morisekinoshita station

Time Required	1 hour or more	Number of People	10 people ~
Cost	50,000 yen per group + 2,000 yen per person for lunch		
Reservations	Up to 2 weeks in advance		
Opening Hours	10:00am - 6:00pm on weekdays Tour starts at 10:30am and 1:30pm		
Inquiries	TEL:81-22-796-4125 or tohokufukko.fukushi@gmail.com		

Earthquake Reconstruction Storyteller Cruise



During the earthquake, the islands of Matsushima gulf acted as a natural breakwater, weakening the momentum of the tsunami. As you cruise, storytellers explain the earthquake disaster and recovery afterwards that only local people tell to convey the importance of crisis management.

98-1 Chonai, Matsushima, Matsushima-machi
60 minutes by car from JR Sendai station

Time Required	30 minutes or 50 minutes	Cost	Please inquire directly
Number of People	Max. 300 people per vessel		
Reservations	Necessary		
Opening Hours	9:00am - 3:00pm (Inquire directly for other hours)		
Inquiries	Marubun Matsushima Kisen Co., Ltd. TEL:81-22-354-3453 or toiwase@marubun-kisen.com		

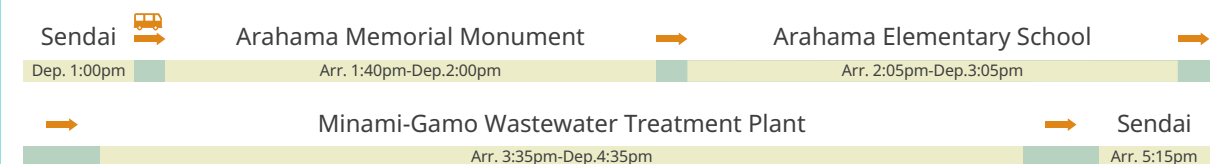
*Access to the facilities are subject to a schedule change due to the COVID-19 pandemic. Check the official website for updates in advance.

Tsunami-affected area course Learn about the earthquake disaster

"Arahama Elementary School" and "Minami-Gamo Wastewater Treatment Plant"

Afternoon departure

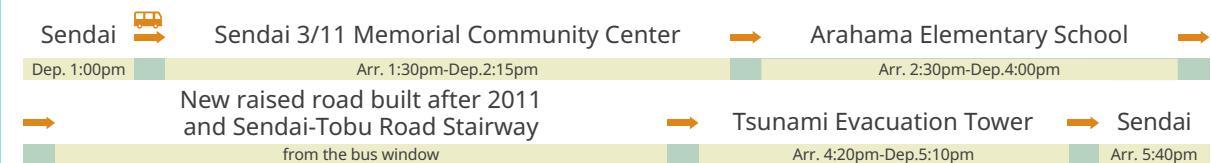
Cost Estimate per person: 3,100 yen when chartering a bus for 30 passengers



"Sendai 3/11 Memorial Community Center", "Arahama Elementary School" and "Tsunami Evacuation Tower"

Afternoon departure

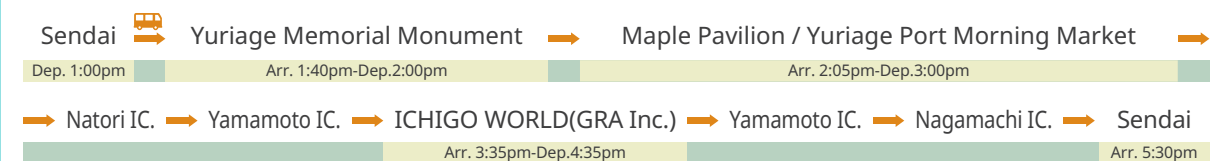
Cost Estimate per person: 3,200 yen when chartering a bus for 30 passengers



"Yuriage Area" and "Yamamoto Area"

Afternoon departure

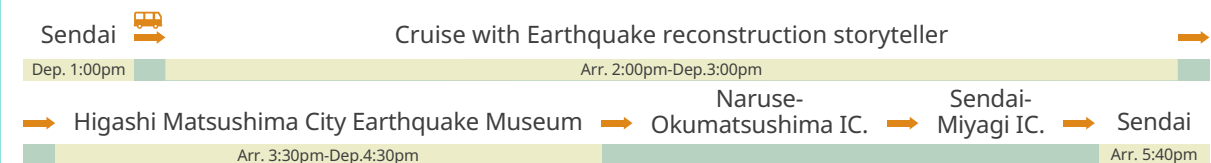
Cost Estimate per person: 3,700 yen when chartering a bus for 30 passengers



"Matsushima Area" and "Higashi Matsushima Area"

Afternoon departure

Cost Estimate per person: 5,600 yen when chartering a bus for 30 passengers



Sendai-Tobu Road Stairway



Arahama Memorial Monument



Tsunami Evacuation Tower

Akiu, Sakunami course

Akiu Otaki Falls, Akiu Craft Park and Akiu Onsen Hot Springs Afternoon departure

Cost Estimate per person: 5,900 yen when chartering a bus for 30 passengers



Akiu Onsen Hot Spring

Stories have been handed down over the generations of members of the DATE clan bathing here for the medicinal qualities of the water.



Akiu Craft Park

Craftsmen of nine ateliers are maintaining the skills of traditional handicrafts. It is possible to view their works or experience painting a wooden doll etc.



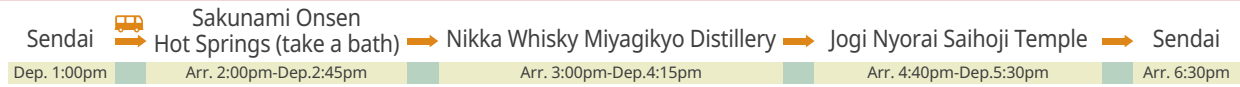
Akiu Otaki Falls (National Place of Scenic Beauty)

This waterfall with a drop of 55 meters and a width of 6 meters is known as one of Japan's most beautiful waterfalls. The roaring of the water as it passes through rocks is magnificent.



Jogi Nyorai Saihoji Temple, Nikka Whisky Miyagikyo Distillery and Sakunami Onsen Hot Springs Afternoon departure

Cost Estimate per person: 5,300 yen when chartering a bus for 30 passengers



Sakunami Onsen Hot Springs

Sakunami hot springs have qualities which are good for the skin. They are known as the "beautifying springs".



Nikka Whisky Miyagikyo Distillery

There is a red brick warehouse, distillation tower and kiln drying building within the lush natural landscape. After the factory tour you can taste some whisky.



Jogi Nyorai Saihoji Temple

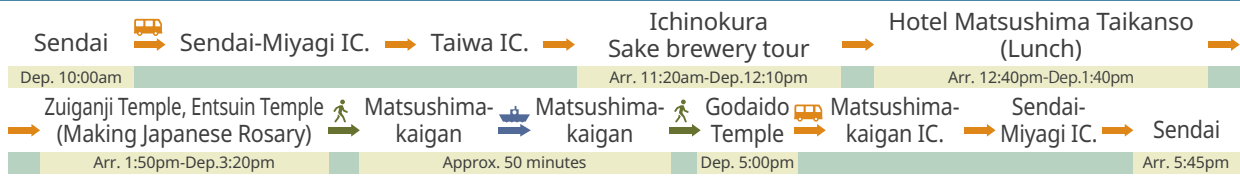
The temple houses an image of Nyorai Buddha, believed to grant one large wish per life and is also the divine god of marriage, many children and easy childbirth.



Matsushima course

Matsushima, known as one of Japan's three most scenic spots, and tour of Ichinokura sake brewery Full day course

Cost Estimate per person: 12,000 yen when chartering a bus for 30 passengers



Matsushima, known as one of Japan's three most scenic spots, Aquarium and Shopping Full day course

Cost Estimate per person: 8,100 yen when chartering a bus for 30 passengers



Zuiganji Temple

This is the Tohoku region's premier Zen temple. It is the family temple of the DATE clan and the majestic building represents the essence of the Momoyama Period (1573-1600).



Entsuin Temple

The mausoleum of Lord DATE Masamune's son, Mitsumune. Enjoy the view of the garden and making your own one-of-a-kind rosary.



Ichinokura Sake Brewery

After inspecting steps in the sake manufacturing process you can experience sake tasting.



Marubun Matsushima Kisen Cruise

While enjoying a view of the ocean cruise over depths of only 2 meters and you can see up close the same view of the many islands as the historical poet MATSUO Basho.



Hotel Matsushima Taikanso Main Dining Shiosai

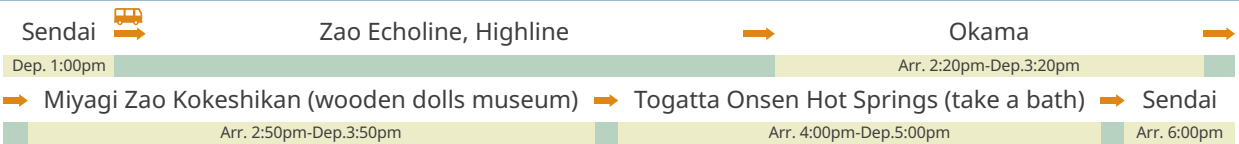
A wonderful location overlooking the majestic Matsushima Bay. Enjoy French cuisine using only the freshest seafood and best hand-picked seasonal ingredients.



Zao course

Miyagi-Zao Okama and Togatta Hot Springs Afternoon departure

Cost Estimate per person: 6,300 yen when chartering a bus for 30 passengers



*During the season when Zao Echoline and Highline is not open, or when the road is closed due to heavy fog, you can instead enjoy kokeshi doll painting at the Miyagi Zao Kokeshikan or make a visit to the Zao Cheese factory.

Zao Echoline

A mountain road that crosses the Zao Mountain Range from the east to the west, connecting Miyagi and Yamagata prefectures. You can cross the mountain by car and enjoy viewing the snow walls of the road in the spring, the fresh green in the summer, and the autumn leaves from the end of September, from the car window.



Okama

Okama is a circular crater lake. The surface of the water in the crater is emerald green and, in contrast to the fierce crater wall, has a mystical atmosphere.



Miyagi Zao Kokeshikan

The birthplace of Togatta Kokeshi, wooden dolls. Traditional Kokeshi and other wooden toys are on display. You can try painting your own Kokeshi to create an original one-of-a-kind doll.



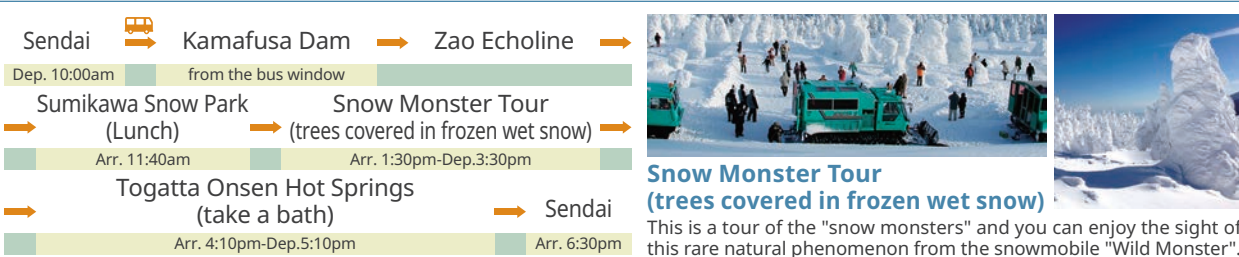
Togatta Onsen Hot Springs

Togatta Onsen is located in the highlands at an altitude of 330m and has been known as a base for mountain trekking and hot springs. You can refresh and heal your body in the hot spring water gushing from the mountain.



Snow Monster Tour (trees covered in frozen wet snow) and Togatta Onsen Hot Springs From mid-Dec. to mid-Mar. Full day course

Cost Estimate per person: 12,600 yen when chartering a bus for 30 passengers



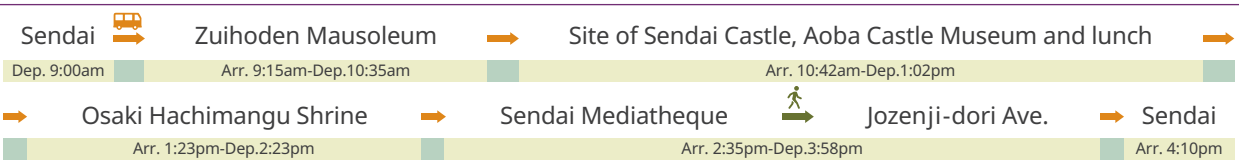
Snow Monster Tour (trees covered in frozen wet snow)

This is a tour of the "snow monsters" and you can enjoy the sight of this rare natural phenomenon from the snowmobile "Wild Monster".

City Center course

Sendai Sightseeing City Loop Bus "LOOPLE SENDAI" visiting famous sightseeing spots in the city Full day course

Cost Estimate per person: 3,590 yen when chartering a bus for 30 passengers (One day Pass for Loople Sendai 630 yen + entry fees for each facility 960 yen + 2,000 yen for lunch)



Zuihoden Mausoleum

This is the mausoleum of DATE Masamune, the feudal lord of Sendai. Visitors can see the gorgeous architectural style, characteristic of the Momoyama culture.



Site of Sendai Castle

This is the site where the castle built by DATE Masamune once stood. Enjoy the view overlooking the city center.



Osaki Hachimangu Shrine

Constructed by DATE Masamune during the time Sendai Castle opened. It is designated as a National Treasure as the oldest building of its style in existence.



Jozenji-dori Ave.

The avenue of zelkova trees that symbolize the "City of Trees" Sendai. Stroll and feel the changes of the four seasons such as fresh green or hues of the autumn leaves.

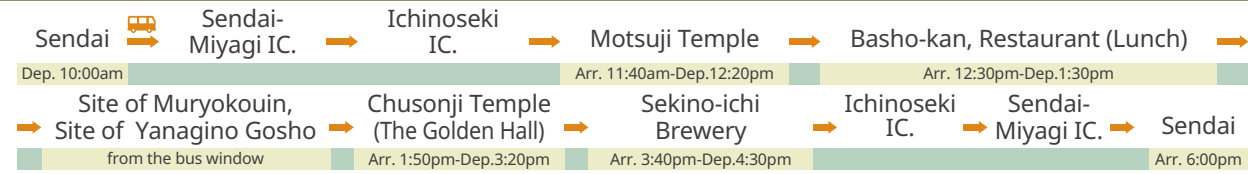


Hiraizumi course

World Heritage Site Hiraizumi and Sekino-ichi Sake Brewery

Full day course

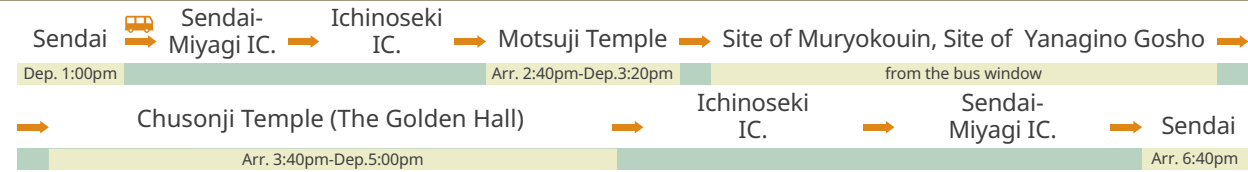
Cost Estimate per person: 9,500 yen when chartering a bus for 30 passengers



World Heritage Site Hiraizumi

Afternoon departure

Cost Estimate per person: 7,200 yen when chartering a bus for 30 passengers



Konjiki-do, Chusonji Temple

A treasure chest of Buddhist artwork from the Heian Period (794-1185). There are over 3,000 pieces that have been declared national treasures and important cultural assets such as the Golden Hall.



Motsuji Temple

Special historic sites, special scenic spots. The site of a beautiful garden representative of Japan.



Sekino-ichi Brewery

It is a sake brewery which has operated since the Edo Period. They also make craft beer. An old warehouse is used as a cultural museum.



Bashi-Kan, Restaurant

You can try Japanese soba noodles in a unique way here. Enjoy "Wanko soba," buckwheat noodles in "Wanko," small bowls one by one with local pickles, garnishes and condiments.

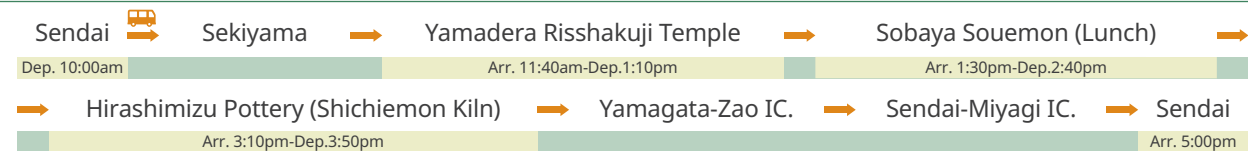


Yamadera course

Historic site of Yamadera and Hirashimizu Pottery

Full day course

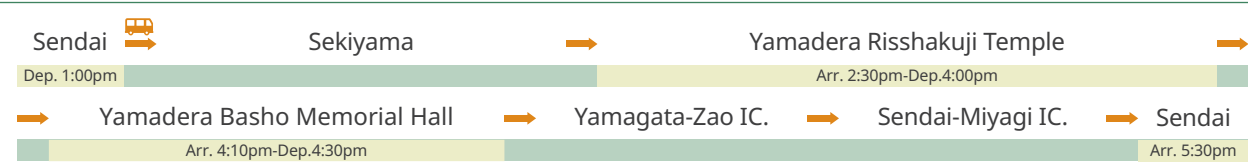
Cost Estimate per person: 8,300 yen when chartering a bus for 30 passengers



Historic site of Yamadera

Afternoon departure

Cost Estimate per person: 5,200 yen when chartering a bus for 30 passengers



Yamadera Risshakuji Temple

The temple grounds extend high up a steep mountainside, from where there are great views down onto the valley. Yamadera, literally means "mountain temple" in Japanese.



Yamadera Bashi Memorial Hall

A permanent exhibition of the famous haiku poet MATSUO Bashō on paintings and calligraphy completed during his lifetime and materials related to "The Narrow Road to the Deep North".



Hirashimizu Pottery (Shichiemon kiln)

Charming folk art pottery created from clay containing iron sulfide taken from the local Chitose Mountain.



Sobaya Souemon

You can enjoy freshly made and boiled buckwheat noodles while enjoying the atmosphere of an old traditional building.



Sendai City and Surrounding Area




Traveling time and distance to / from Sendai

Destinations	Traveling Time *	Distance
Hiraizumi	1 hour and 30 minutes	85 km
Kesennuma	2 hours and 30 minutes	95 km
Minamisanriku	1 hour and 30 minutes	70 km
Onagawa	1 hour and 20 minutes	55 km
Ishinomaki	1 hour	42 km
Higashi Matsushima	50 minutes	35 km
Matsushima	35 minutes	20 km
Sakunami	35 minutes	23 km
Akiu	27 minutes	14 km
Arahama	25 minutes	10 km
Yuriage, Natori	20 minutes	13 km
Yamamoto	55 minutes	35 km
Zao (Togatta)	50 minutes	30 km
Yamadera	1 hour and 10 minutes	40 km

*Minimum traveling time using toll roads

Excursion Assistance

Sendai Volunteer English Tour Guide GOZAIN



<https://gozain.jimdo.com/>

Organization Outline

We warmly greet guests from abroad and explain tourist sites in English so that visitors will fully enjoy their time in the city. The group focuses on sightseeing and historic sites in Sendai, the City of Trees - a city of beautiful green and harmonious culture and nature, one of Japan's three most scenic spots - Matsushima and also Sendai Castle Ruins. We also provide assistance at international conferences and academic societies, and since the Great East Japan Earthquake we provide information about the disaster affected areas in English.

Language	English	Number of members	About 45 members
Reservations	Up to 2 weeks in advance https://gozain.jimdo.com/		
Fee	2,000 yen for transportation fees + entrance fee and lunch.		
Remarks	The tour is normally available from 9:00 am to 5:00 pm.		
Inquiries	gozainassign@googlegroups.com		

Miyagi Tourism Restoration Support Center



<http://miyaumi.info/>

Organization Outline

Miyagi Tourism Restoration Support Center is an informative source about the earthquake-affected coastal area, offering guides to tourist spots, disaster prevention education programs, and community-based experiences. As well as supplying the latest information to travel agencies, the center also makes arrangements for companies, schools, municipalities, and organizations that wish to visit Miyagi prefecture with groups active in the affected area.

Website Summary (Japanese only)

"Miyagi Prefecture Coastal Area Information Site" provides tourist information mainly regarding the coastal areas of the prefecture, earthquake related facilities, and experience and learning programs. On the site, visitors can search according to the purpose of their visit such as from "listening to experiences and lessons learned from the earthquake disaster from the storytellers", "visiting facilities that documented earthquake disasters", "learning about disaster prevention and reduction in preparation for the next disaster", "contribute to the reconstruction by shopping and eating delicious food there".

Inquiries	Miyagi Tourism Restoration Support Center Miyagi Educational Tourism Coordinate Support Center TEL:81-22-265-8722 or m-kyouiku@miyagi-kankou.or.jp
-----------	---

Sendai MICE Social Activities Guidebook

Sendai Convention Bureau

(Sendai Tourism, Convention
and International Association)

Tel : 81-22-268-9603

Fax : 81-22-268-6252

Email : conv@sentia-sendai.jp

This guidebook provides information regarding the "attractions,
unique venues, activity menus, and excursions" for those who
conduct conventions or incentive tours in Sendai.

as of Feb. 2022

Please be forewarned that information provided may be changed without notice.

Attraction

P.1~

Performances unique to Sendai,
adding something special to your event.

Unique Venue

P.5~

Facilities and venues perfect for
social gatherings or meetings.

Activity

P.7~

An abundance of Japanese cultural experiences
and other activities.

Excursion

P.11~

Tours around scenic spots and areas related
to the 2011 Great East Japan Earthquake.

